

Dawn Princess®

1,990 passengers | Over 400 balconies | 77,000 gross tons | 857 ft. in length



PRINCESS CRUISES

escape completely®

The views are always unforgettable from the decks of stunning Dawn Princess®. This spectacular ship features more than 400 affordable balcony staterooms — the best way to see all the sights on your voyage. You'll be dazzled by the duty-free boutiques, art gallery, Grand Casino, Vista Show Lounge and other entertainment and activity offerings. And when it's time to dine, you can choose from casual options like La Scala pizzeria or Balcony Grill to elegant Traditional Dining or the delectable delights in Sterling Steakhouse.SM This ship is a floating world dedicated to your every pleasure.



Duty-free shopping



Production shows

DECK	DINING	DECK	ACTIVITIES	DECK	ACTIVITIES (continued)
	Traditional		Pools		Kids & Teens
5	• Florentine Dining Room	12	• Lotus Spa® Pool (includes 2 hot tubs)	12	• Teen Center
6	• Venetian Dining Room	12	• Riviera Pool (includes 2 hot tubs)	12	• Youth Center
	Specialty		Sports & Spa	15	• Splash pool
14	• Sterling Steakhouse™ at Horizon Court	12	• Lotus Spa,® gym and fitness area		ENTERTAINMENT
-	• Ultimate Balcony Dining	12	• Digital golf simulators		Theaters
	Casual	14	• Shuffleboard	7	• Princess Theater
5	• Patisserie	15	• Sports Court	7	• Vista Show Lounge
8	• La Scala (pizzeria)	15	• The Sanctuary (adults only)	14	• Movies Under the Stars® (outdoor theater)
12	• Sundaes ice cream bar		Enrichment		Hot Spots
14	• Balcony Grill (burgers and hot dogs)	†	• ScholarShip@Sea®	8	• Grand Casino
14	• 24-hour dining in the Horizon Court	7	• 24-hour Internet Café (wireless access available)		Lounges & Bars
†	• Afternoon tea	7	• Library and writing room	7	• Atrium Lounge & Bar
-	• 24-hour room service	7	• Card room	7	• Wheelhouse Bar
		12		7	• Magnums
			Shopping & Services	7	• Jammers
		†	• World-class art collection, gallery and auctions		
		5	• Passenger Services Desk		
		5	• Princess Captain's Circle Desk		
		5	• Shore Excursions Desk		
		6	• Boutiques (duty-free)		
		7	• Photo Gallery		
		7	• Future Cruise Sales		

† Location may vary.
Subject to change at any time.

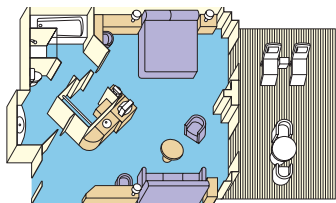
Dawn Princess® stateroom options



Mini-suite with balcony



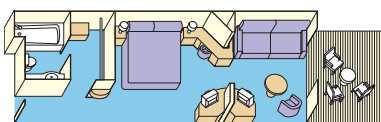
Balcony stateroom



Suite with balcony

Surrounding you with luxurious accommodations, a spacious suite with balcony includes all the amenities of a mini-suite, plus incredible premiums.

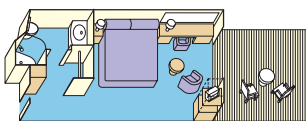
These include luxury balcony furniture, deluxe canapés, fresh flowers, DVD/CD player, free access to a DVD library, two TVs, one complimentary mini-bar setup, a roomy walk-in closet, upgraded bathroom amenities, complimentary laundry and professional cleaning services and web access in the Internet Café. Approximately 516-695 square feet, including balcony. (Category AA)



Mini-suite with balcony

A mini-suite with balcony is substantially larger than a balcony stateroom.

It includes all the amenities of a balcony stateroom and these added luxuries: welcome glass of champagne, separate sitting area, sofa bed, luxury mattress and pillows, two TVs, a spacious closet, desk, bathroom tub and massage shower head. Approximately 365-536 square feet, including balcony. (Categories AB & AC; Category AC also includes a walk-in shower. Please note that stateroom B335 does not have a bathtub since it is wheelchair accessible)



Oceanview double with balcony

This impressive stateroom offers the elegance of a balcony with fine patio furniture. Other

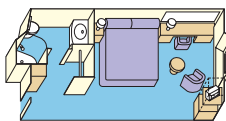
amenities include a spacious closet, desk and a bathroom with shower. Approximately 179 square feet, including balcony. (Categories BA, BB, BC, BD, BE & BF)



Deluxe oceanview

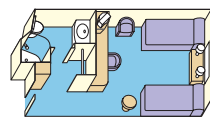
A slightly larger version of an oceanview double stateroom with the same fine amenities, including a picture window.

Approximately 173 square feet. (Categories CC, C & DD)



Oceanview double

Our oceanview stateroom includes all the amenities of an interior double, plus it features a picture window, providing added ambience and memorable views. Approximately 135-155 square feet. (Categories D, EE, E, FF, F, GG, G & HH; Categories GG-HH have obstructed views)



Interior double

Our interior stateroom is a great value. It features two twin beds that make up into a queen-size bed. Other amenities include a refrigerator, hair dryer, TV, closet and bathroom with shower. Approximately 135-148 square feet. (Categories II, I, JJ, J, K, L, M & N)

WATCH

For detailed deck plans & virtual tours of every type of stateroom available visit: princess.com/ships

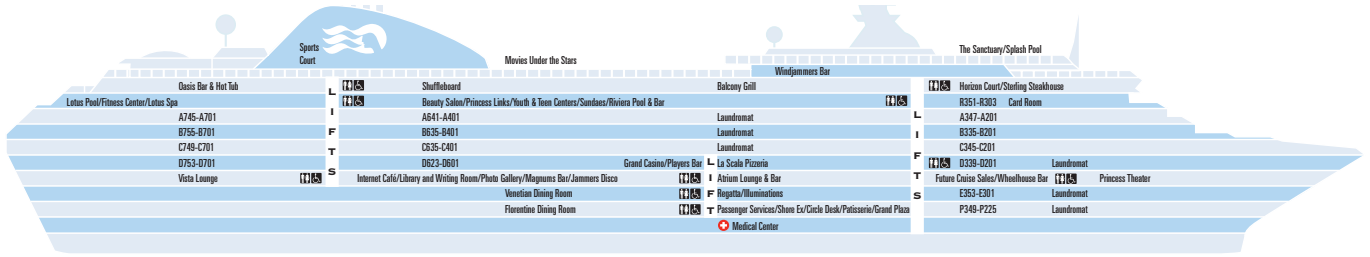


Note: Family suite (category XS) not shown. Floor plans, amenities and stateroom diagrams represent typical arrangements and may vary by ship. Certain stateroom categories may vary in size and configuration by ship. Square footage varies based on stateroom category and deck location. Stateroom views are considered unobstructed unless noted otherwise. Obstructions do not include certain nautical items like handrails, dividers or ship hardware. For balcony staterooms, the view is determined from the perspective of the balcony railing. Balconies may have either solid steel or toughened glass railings.

Call 1-800-PRINCESS for more information.

Dawn Princess® deck plans

- SUN - 15
- LIDO - 14
- RIVIERA - 12
- ALOHA - 11
- BAJA - 10
- CARIBE - 9
- DOLPHIN - 8
- PROMENADE - 7
- EMERALD - 6
- PLAZA - 5
- FIESTA - 4



← AFT

FORWARD →

Sun 15

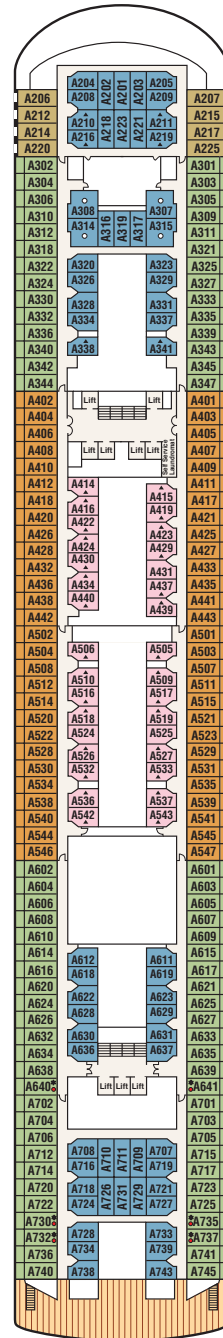
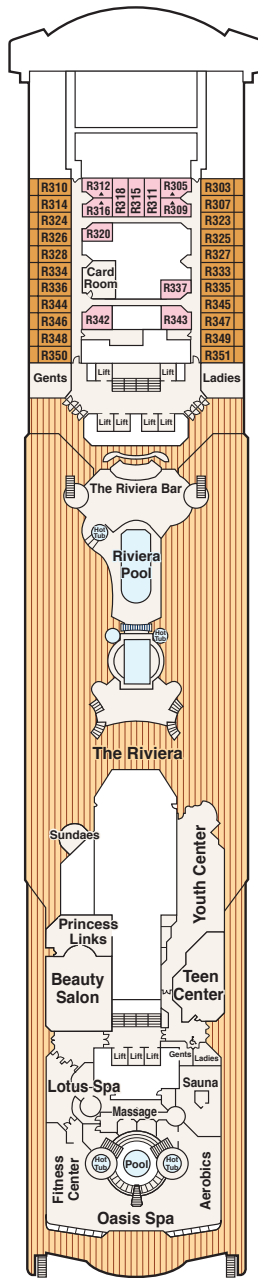
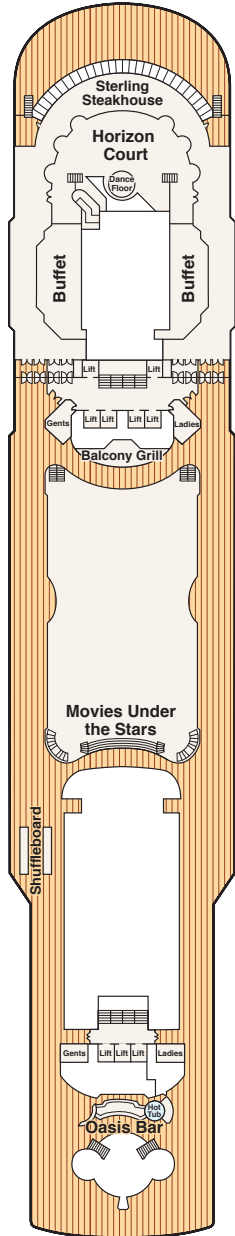

Lido 14

Riviera 12

Aloha 11

Baja 10

↑ FORWARD



Dawn Princess®

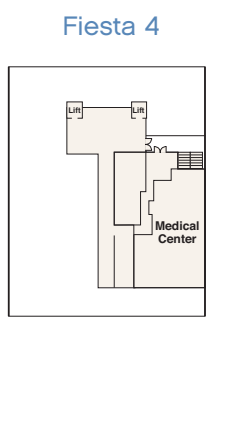
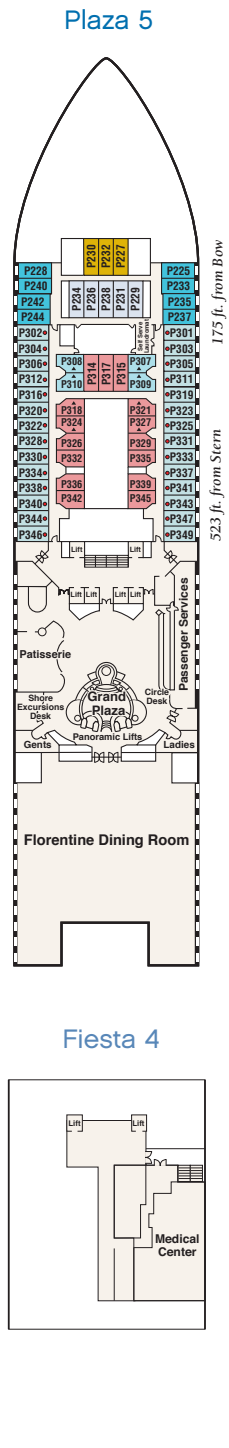
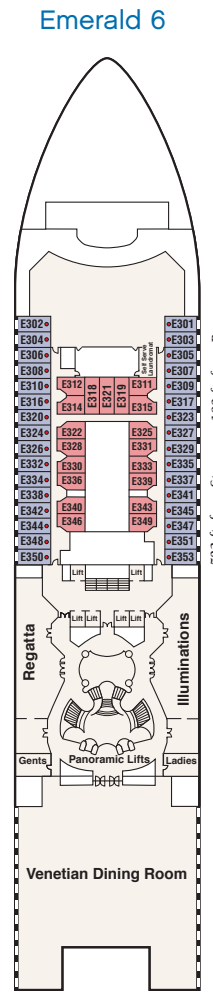
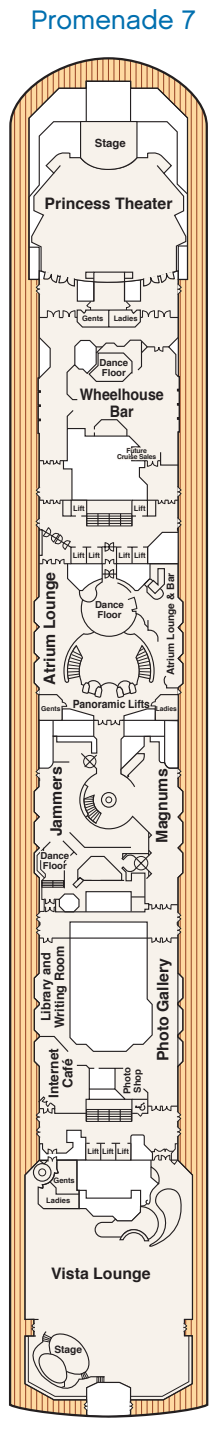
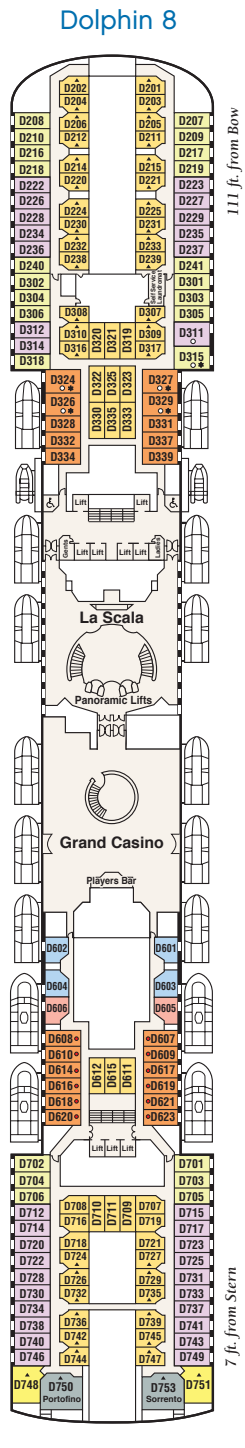
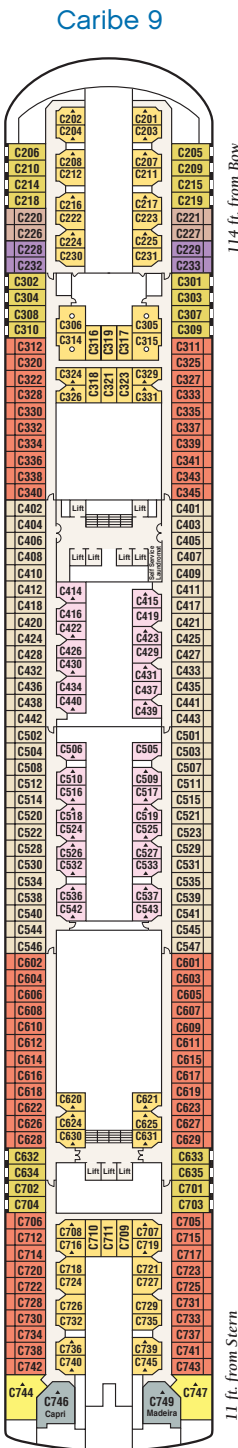
STATEROOM DESCRIPTION

- AA** BAJA, CARIBE, DOLPHIN: Suite with queen-size bed and balcony
- AB** BAJA, CARIBE, DOLPHIN: Mini-suite with queen-size bed and balcony
- AC** BAJA: Mini-suite with queen-size bed and balcony
- BA** ALOHA, RIVIERA: Balcony two lower beds
- BB** ALOHA, BAJA: Balcony two lower beds
- BC** BAJA, CARIBE: Balcony two lower beds
- BD** CARIBE: Balcony two lower beds
- BE** CARIBE: Balcony two lower beds
- BF** CARIBE: Balcony two lower beds
- CC** ALOHA: Deluxe oceanview two lower beds
- C** BAJA: Deluxe oceanview two lower beds
- DD** CARIBE: Deluxe oceanview two lower beds
- D** DOLPHIN: Oceanview two lower beds
- EE** DOLPHIN: Oceanview two lower beds
- E** EMERALD: Oceanview two lower beds
- FF** PLAZA: Oceanview two lower beds
- F** PLAZA: Oceanview two lower beds
- GG** DOLPHIN: Oceanview two lower beds (obstructed view)
- G** DOLPHIN: Oceanview two lower beds (obstructed view)
- HH** DOLPHIN: Oceanview two lower beds (obstructed view)
- II** ALOHA, RIVIERA: Interior two lower beds
- I** ALOHA, BAJA: Interior two lower beds
- JJ** BAJA, CARIBE: Interior two lower beds
- J** CARIBE, DOLPHIN: Interior two lower beds
- K** EMERALD, PLAZA: Interior two lower beds
- L** PLAZA: Interior two lower beds
- M** PLAZA: Interior two lower beds
- N** PLAZA: Interior two lower beds

- Wheelchair-accessible stateroom
 - Will accommodate third and fourth person
 - Will accommodate third person
 - * Two lower beds not convertible to queen
- Note: Some areas of the ship are not accessible to wheelchairs and scooters
Distances shown are from the bow (forward) to stern (aft) to the nearest stateroom.

WATCH

For detailed deck plans & virtual tours of every type of stateroom available visit: princess.com/ships



↑ FORWARD
↓ AFT